

Heatcraft Coil Certified Drawing

Fluid CP 1063-F



Customer _____ Customer P.O. Number _____

Job _____

Written by _____ Date _____

Approved by _____ Date _____

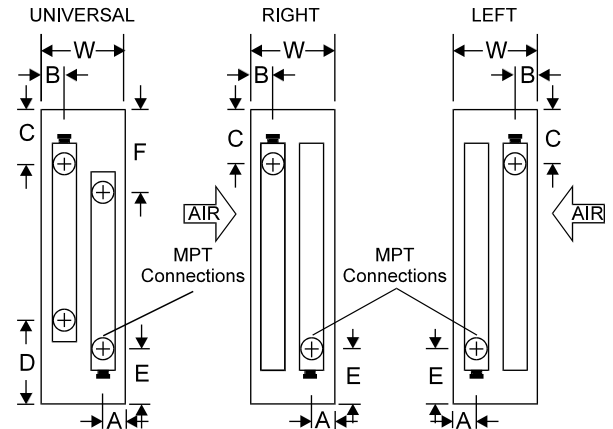
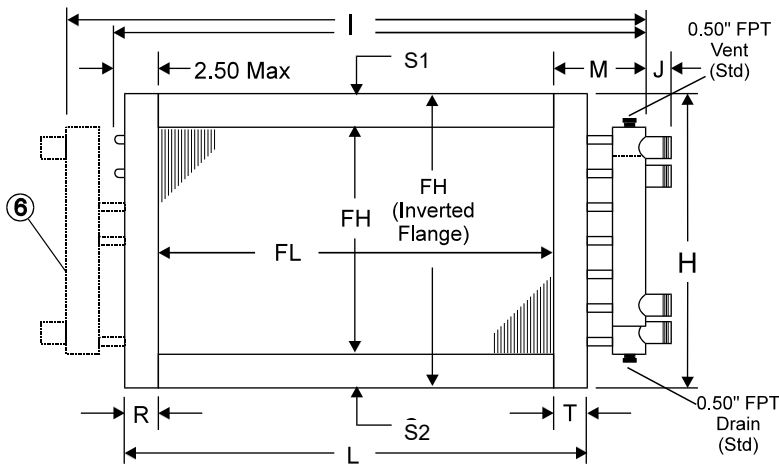
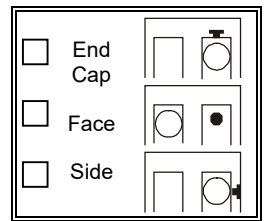
#	TAG	QTY	MODEL NUMBER						HAND Left, Right Universal
			TYPE	FPI	ROWS DEEP	FIN	FH	FL	
1									
2									
3									
4									

#	DIMENSIONAL DATA																
	CONNECTION							FLANGES							W		
	SIZE	A	B	C	D	E	F	H	I	J	L	M	R	S1		S2	T
1																	
2																	
3																	
4																	

MATERIALS OF CONSTRUCTION		
FINS	AL	CU St Stl
TUBES	CU	CuNi St Stl
HEADERS	Cu CuNi	Carbon Stl St Stl
CONN	CS Red Brass	Cu Sweat St Stl
CASING	AL	Galvanized Steel
	CU	Stainless Steel

GENERAL OPTIONS	
<input type="checkbox"/>	Inverted Flanges
<input type="checkbox"/>	End Plates Only
<input type="checkbox"/>	Label Kit
<input type="checkbox"/>	Mounting Holes
<input type="checkbox"/>	Corrosion Resistant Coat
<input type="checkbox"/>	Turbospirals

CONN. & V/D OPTIONS	
<input type="checkbox"/>	End Cap 0.125" Tee
<input type="checkbox"/>	Face 0.50" FPT Cpl.
<input type="checkbox"/>	Face 0.25" Tee
<input type="checkbox"/>	Face 0.50" MPT 7" Ext.
<input type="checkbox"/>	Side 0.50" FPT
<input type="checkbox"/>	FPT Connections



GENERAL NOTES

- Coils will vent and drain through factory-installed vent and drain fittings when mounted level for horizontal flow.
- If $S < 1"$ or End Plates Only Case, vents and drains will be located on the face or side of the header. Connection locations other than standard could affect vent and drain locations. Consult factory.
- Mounting holes are optional. 0.375" diameter holes on 6" centers from the centerline of the fin height and finned length are typical for all flanges. Not available with Inverted Flanges or when $S < 0.75"$.
- All dimensions are in inches.
- 1.5 and 2 serpentine 3, 4 and 5-row coils. 3 serpentine 6-row, and 5M (splayed header) coils are available only as left- or right-handed.

REMARKS:

- 1 serpentine 3- and 5-row coils, 2 serpentine 6- and 10-row coils, and 9-row coils have supply and return connections on opposite ends. All other serpentine and row configurations have same end connections.
- The supply line should be connected to the lower connection on the leaving air side for counterflow operation.
- With Inverted Flanges or End Plates Only Case construction, headers will extend a maximum of 0.375" above and below the casing. Vents and drains will be located on the face of the headers.
- Intermediate tube supports are fabricated from heavy gauge stock and supplied per the chart below.

Finned Length (FL)	≤ 48	> 48 ≤ 96	> 96 ≤ 144	> 144
Tube Supports	0	1	2	4